

MEDICAP MD[®]

12-4-4 SYSTEMIC NUTRIENT IMPLANTS FOR TREES

10 PAK
THIS PACKAGE
CONTAINS 10
IMPLANTS

A SPECIAL FORMULATION OF HIGHLY WATER SOLUBLE PLANT NUTRIENTS
... DESIGNED TO STIMULATE TREE FOLIAGE CONTAINS ESSENTIAL MINOR ELEMENTS

THIS PRODUCT MAY BE HELPFUL IN PROMOTING DEVELOPMENT OF PLANT GROWTH, AND IS
DESIGNED TO BE USED IN CONJUNCTION WITH SOIL APPLIED FERTILIZERS WHERE POSSIBLE.

DAY OF TREATMENT




24 DAYS AFTER TREATMENT



10 IMPLANTS WILL EFFECTIVELY TREAT UP TO A 14" TRUNK DIAMETER

**EASY
TO
INSTALL**



FOR BEST RESULTS USE TOOLS AND TECHNIQUES AS RECOMMENDED IN THE APPLICATION GUIDE ENCLOSED

MEDICAP MD®

Nutrient Implants containing a special formulation of highly water soluble nutrients, designed to stimulate tree growth . . . including those micro-nutrients required for dark green leaves. Implant treatment may be helpful if trees are adversely affected by confined root areas, mechanical root injury, construction damage, poor soil conditions, disease or insect stress, air pollution, flood or frost damage, transplant shock, fire damage or surgery or pruning shock.

TOTAL NET WEIGHT31747 oz.

Each cartridge contains .031747 oz. active ingredients expressed below:

GUARANTEED MINIMUM ANALYSIS By Wt.

Total Nitrogen (N) 12.0%

1.0% Ammoniacal Nitrogen 1.5% Nitrate Nitrogen
9.5% Urea Nitrogen

Available Phosphate (P₂O₅) 4.0%

Soluble Potash (K₂O) 4.0%

SECONDARY PLANT FOODS — Guaranteed Analysis

IRON (Fe) 4.0%

MANGANESE (Mn) 4.0%

Zinc (Zn) 4.0%

Derived from potassium nitrate, ammonium phosphate, urea, sulfate of ammonia, ferric ammonium citrate, manganese sulfate and zinc sulfate.

Information regarding the contents and levels of metals in this product is available online at: <http://www.aapfco.org/metals.htm>

READ ENTIRE LABEL, USE STRICTLY IN ACCORDANCE WITH CAUTIONS AND DIRECTIONS, AND WITH APPLICABLE STATE REGULATIONS.

KEEP PRODUCT IN ORIGINAL PACKAGES. DO NOT RE-USE EMPTY CARTRIDGES AS THEY ARE DESIGNED TO BE IMPLANTED INTO AND LEFT IN THE TREE. THE TREE CAMBIUM WILL CLOSE OVER THE IMPLANT SITE.

- Not to be taken internally.
- Reseal bag when not in use.
- Keep out of reach of children.
- Store in cool, dry place.
- Protect from excessive heat.

INSTRUCTIONS FOR IMPLANTING NUTRIENT CARTRIDGES

Use a tape measure, or the “Measure” provided below . . . then drill 3/8” (.95 cm) diameter implant holes at the desired spacing, (see below), spiraling up and around the lower tree trunk base. Implant holes should be drilled to a depth of 1-1/4 inches (3.2 cm) from the cambium surface.




- Variation in Implant spacing is based on severity of deficiency.
- This product is recommended for use “in” trees having a trunk diameter of 3 inches (7.6 cm) or greater.

FOR TREE TRUNK DIAMETERS LESS THAN 3” — USE THE RECOMMENDED MINI 1/4” DIAMETER IMPLANTS.


Look for these easy-to-use systemic tree care products.




Insecticide Implants



Tree Food Implants



Iron Implants



Phosphate Implants

Manufactured in U.S.A. by

Creative Sales, Inc.
222 N. Park Ave.
Fremont, NE 68025 U.S.A.

Ref. U.S. Patent Nos. 3,706,161; 4,308,689; 4,342,176
6,311,429 B1

www.acecap-medicap.com

